



BELGARD
PAVES THE WAY



BRANDS THAT BRING OUTDOOR LIVING TO LIFE

Together with our fellow Oldcastle® APG brands, we not only transform outdoor spaces, we transform the way families exist in those spaces. In the following pages, enjoy inspiration and resources for your own outdoor transformation, including ideas for pairing Belgard with other products to bring your outdoor vision to life.

A FAMILY OF BRANDS



MoistureShield
COMPOSITE DECKING



ECHELON




Techniseal

Barrette
OUTDOOR LIVING

Pebble Technology



Oldcastle APG
A CRH COMPANY



SHOP BY APPLICATION



12 PAVERS

Artisan.....	p. 14
Metropolitan.....	p. 16
Natural.....	p. 20
Heritage.....	p. 26
Environmental.....	p. 34
Porcelain.....	p. 38



46 WALLS

Metropolitan.....	p. 48
Natural.....	p. 52
Heritage.....	p. 54



62 CUSTOMIZE YOUR SPACE

Artforms™.....	p. 64
Elements.....	p. 66
Fire Features.....	p. 68
Caps & Coping.....	p. 82
Curb, Edgers & Steps.....	p. 84
Paver Protection & Restoration.....	p. 88
Lighting.....	p. 89



METROPOLITAN

Smooth finish. Straight lines.

Paversp. 16
 Wallsp. 48
 Artforms™ Panel Systemp. 64
 Features.....p. 68



NATURAL

Look of slate and worn stone. Sculpted.

Paversp. 20
 Wallsp. 52
 Features.....p. 70



HERITAGE

Tumbled. Soft edges. Split face.

Paversp. 26
 Wallsp. 54
 Features.....p. 76

SHOP BY *COLLECTIONS* BY BELGARD®


Organized by texture and style, each collection offers coordinated looks that pair well together or can be mixed and matched for a unique design.



ENVIRONMENTAL

Permeable. Eco-friendly.

Paversp. 34



PORCELAIN

High-definition. Unbeatable durability.

Paversp. 38



ARTISAN

Hand-tooled. Contemporary.

Get ready for an explosion of creativity with new and unique textures designed for elegant, contemporary outdoor living. **See Page 14**

Product only available in select regions. Contact your Belgard® representative for availability and lead times.

YOUR DREAMS NOW **A-REALITY.**

Picturing the perfect backyard has never been more simple. Now with Augmented Reality functionality built right into the Belgard Rooms platform, you can pick the top trending designs and instantly bring it to life in your own backyard.


try it



BELGARD
ROOMS

BROUGHT TO YOU BY
BELGARD DESIGN STUDIO

SEE ROOMS COME TO LIFE
WITH ANIMATED TOURS



BELGARD®



ROOMS GALLERY

From cozy, rustic kitchens to modern, spacious living rooms, take a scroll through some of our favorite backyards. Download one of our existing plans to use as a complete guide or a starting foundation and take the first step toward that backyard you've been dreaming of.

Filter 0



Size



126 Rooms

Views: 30 100 All



Natural Firepit
Living Room 3C



Natural Firepit
Living Room 2A



Metropolitan Firepit
Living Room 2C



Metropolitan Kitchen
6A



Natural Dining Room
1A



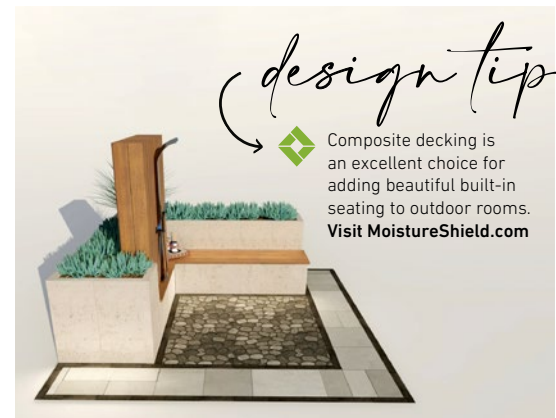
Natural Kitchen
3B



SHOP BY ROOM

With over 100 designs to choose from, Belgard Rooms can help you plan the ideal backyard addition. Choose from a variety of room sizes, styles and design features. Each room is designed to work alone or seamlessly pair with other rooms within the portfolio. For total backyard transformations, browse our library of beautifully coordinated Multi-Room Spaces.

NEW CREATIVE SPACES



design tip



Composite decking is an excellent choice for adding beautiful built-in seating to outdoor rooms. Visit MoistureShield.com



2019
Whitefish, MT



2021
Newport, RI



2018
Gig Harbor, WA



2020
Hilton Head Island, SC

ROOM *to* DREAM

8 YEARS OF INSPIRING OUTDOOR
LIVING DREAMS TOGETHER

Our long-term sponsorship of the HGTV® Dream Home means collaborating with top design professionals to create trend-forward outdoor spaces that inspire millions of homeowners. **Visit Belgard.com/HGTVDreamHome**

HGTV, HGTV Dream Home, HGTV Dream Home Giveaway and their associated logos are trademarks of Discovery or its subsidiaries and affiliates. All rights reserved. Photos © 2023 Discovery or its subsidiaries and affiliates. All rights reserved.


HGTV
DREAM HOME
PROUD SPONSOR 2023



STAY TUNED

Scan to see this year's home set in the heart of the Rocky Mountain high country, Morris, Colorado. #backyardbyBelgard






TIDEPOOL
Belgard's Colors of the Year



COLORS *OF THE* YEAR

Adorn your outdoor designs with Belgard's Colors of the Year. Harmonizing tones that intertwine elements of land and sea to enhance your space with a soothing sense of calmness.



SEAGRASS
Belgard's Colors of the Year



POST-INSTALL SEALANT

Adds 3-5 years of weather protection
Color enhancing options available

CORE MIX

High-quality mix of fine to medium
aggregates & integrated color

➔ VISIT Belgard.com/Quality
FOR MORE INFORMATION

QUALITY TO THE CORE

Belgard pavers are the most trusted on the market with quality materials and color blends interwoven throughout each paving stone. But there are additional options you can choose to further enhance your designs or increase the durability of your outdoor spaces.

ENHANCEMENT OPTIONS	LIFETIME LIMITED WARRANTY	DURABILITY	JOINT PROTECTION	WITHSTAND FADING	WEATHER RESISTANCE	STAIN RESISTANCE	ENHANCED ABSORPTION PROTECTION	ENHANCED COLORS	LASTING TEXTURE
Color Boost Sealer <i>See page 88</i>		•		•	•		•	•	•
Wet Look Sealer <i>See page 88</i>		•	•	•	•		•	•	•
Satin Look Sealer <i>See page 88</i>		•	•	•	•		•		•
Natural Look Sealer <i>See page 88</i>		•		•	•	•	•		•
Artisan Textures <i>See collection on page 14</i>	•	•							•
Core Mix	•	•							•



*Look
for this*

to find products that can
be easily installed together
with minimal waste.

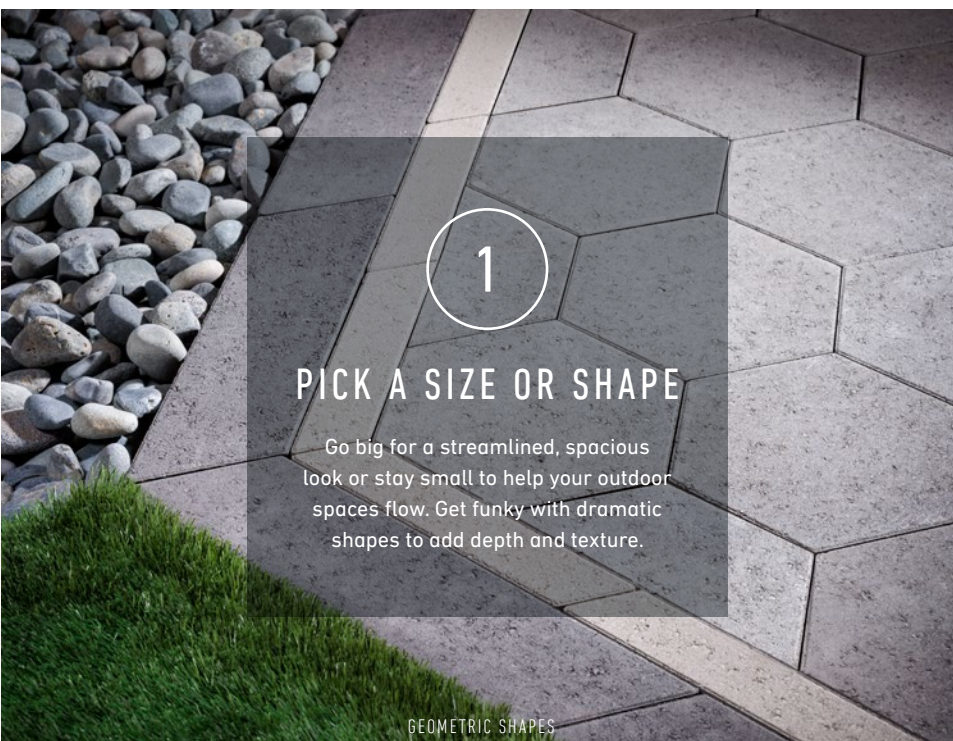


AN ARRAY OF COLORS, TEXTURES & SHAPES

DESIGNED TO PAIR EFFORTLESSLY TOGETHER

We've expanded our selections of modular pavers that are all designed in 3-inch increments to simplify the creation of custom outdoor spaces. Modular sizing provides a simpler design process, faster installation and less waste.

LARGE, SMALL & EVERYTHING IN-BETWEEN

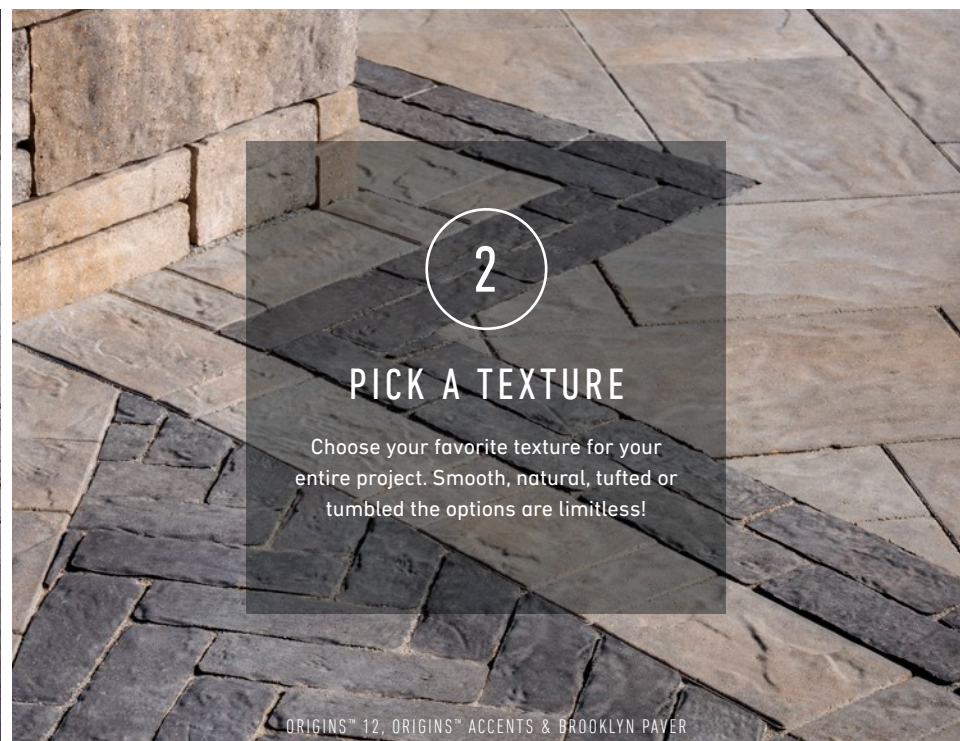


1

PICK A SIZE OR SHAPE

Go big for a streamlined, spacious look or stay small to help your outdoor spaces flow. Get funky with dramatic shapes to add depth and texture.

GEOMETRIC SHAPES

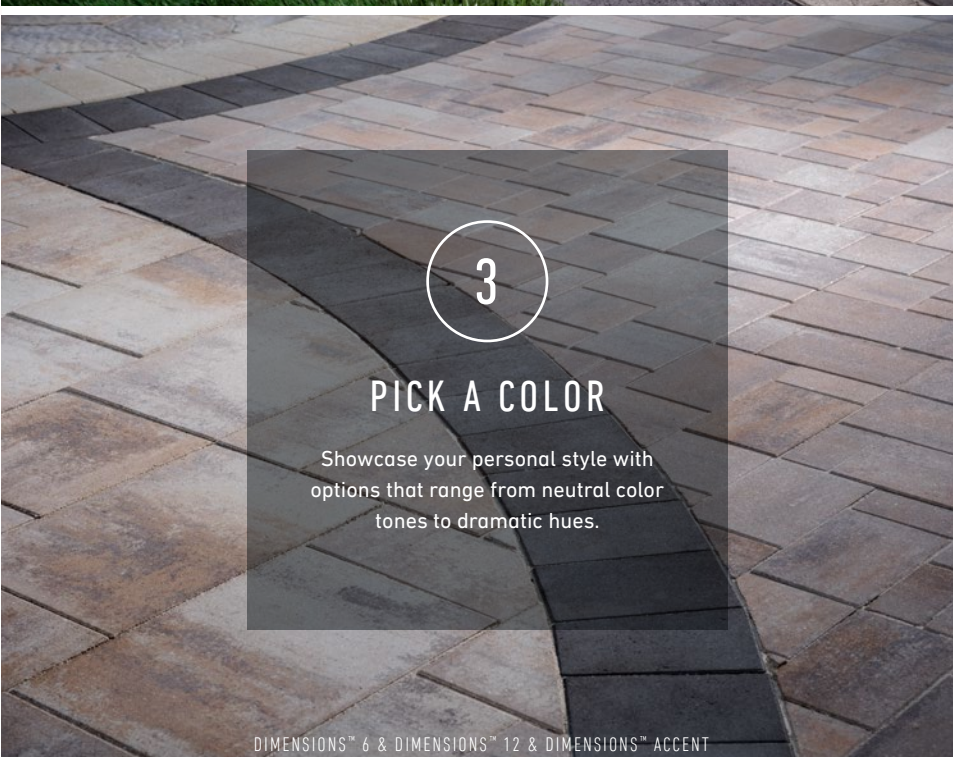


2

PICK A TEXTURE

Choose your favorite texture for your entire project. Smooth, natural, tufted or tumbled the options are limitless!

ORIGINS™ 12, ORIGINS™ ACCENTS & BROOKLYN PAVER

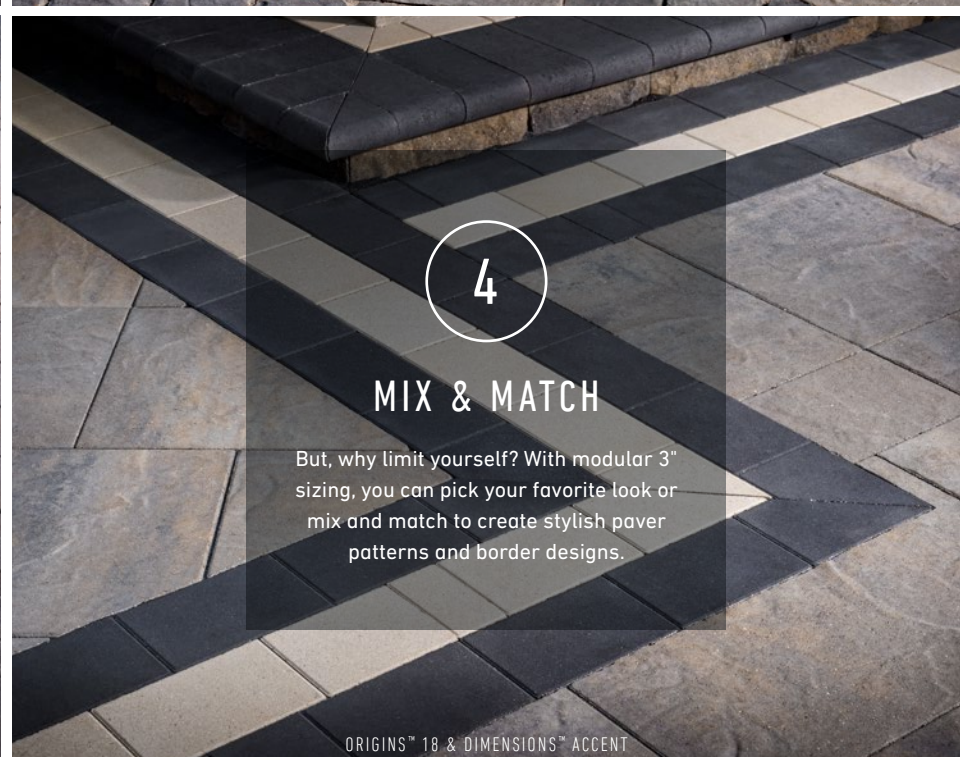


3

PICK A COLOR

Showcase your personal style with options that range from neutral color tones to dramatic hues.

DIMENSIONS™ 6 & DIMENSIONS™ 12 & DIMENSIONS™ ACCENT




4

MIX & MATCH

But, why limit yourself? With modular 3" sizing, you can pick your favorite look or mix and match to create stylish paver patterns and border designs.

ORIGINS™ 18 & DIMENSIONS™ ACCENT



METROPOLITAN

16
Dimensions™

18
Dimensions™ Accent

NATURAL

20
Origins™

22
Origins™ Accent

24
Mega-Arbel® Patio Slab

HERITAGE

26
Belgian Cobble®

28
Cambridge Cobble®

30
Dublin Cobble®

31
Holland Stone

32
Mega-Bergerac®

ENVIRONMENTAL

34
Aqualine™

36
Turfstone™

PORCELAIN

38
Noon

40
Quarziti 2.0

42
Genoa™

44
Foundation™

LEGEND



slate • smooth • tumbled




PAVERS

Basalt™



INTRODUCING SOON
**ARTISAN
COLLECTION** **A**

Textiles™



Papyrus™



Empire™



design tip
Protect your investment
with sealant. See page 88



DIMENSIONS™
PAVER & SLAB / 60MM



- Dimensions 6
 - 3 x 6
 - 6 x 6
 - 6 x 9
- Dimensions 12
 - 6 x 12
 - 12 x 12
 - 12 x 18
- Dimensions 18
 - 9 x 18
 - 18 x 18
 - 18 x 27



Dimensions 12



CANYON




MAGNOLIA



HATTERAS



SAVANNAH





HGTV
DREAM HOME
 PROUD SPONSOR 2023
 Belgard.com/HGTVdreamhome



DIMENSIONS™ ACCENT

PAVER / 60MM



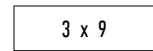
MIDNIGHT

3 accent sizes - sold separately

3 x 3



3 x 9



6 x 6



FINISH YOUR SPACE

For a cohesive look, add finishing touches to your space with these products that coordinate with the **Metropolitan Collection**. *Rendered by Belgard Design Studio*

MELVILLE™
FIREPLACE
PAGE 68

ARTFORMS™
PAGE 64

BARRETTE OUTDOOR LIVING®
ALUMINUM PERGOLA
BarretteOutdoorLiving.com

MOISTURESHIELD® MERIDIAN™
COMPOSITE DECKING
MoistureShield.com/Meridian

PEBBLETEC®
FIRE BOWL
PebbleTec.com

MELVILLE™ WALL & CAP
PAGE 48







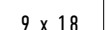


TRU-SCAPES®
MODERN PATH LIGHT
PAGE 89




NATURAL
COLLECTION 

 **ORIGINS™**
PAVER & SLAB / 60MM



Origins 6	3 x 6 
	6 x 6 
	6 x 9 
Origins 12	6 x 12 
	12 x 12 
	12 x 18 
Origins 18	9 x 18 
	18 x 18 
	18 x 27 



Origins 12




ASH



DRIFTWOOD



PAMLICO



SUMMIT

HGTV
DREAM HOME
PROUD SPONSOR 2023

Belgard.com/HGTVdreamhome

Origins 6






design tip
Pops of texture can add visual interest to a contemporary linear design.



ORIGINS™ ACCENT

PAVER / 60MM



3 x 3 


3 x 9 

6 x 6 

3 accent sizes - sold separately



MIDNIGHT



ORIGINS ACCENT

ORIGINS ACCENT





HGTV
DREAM HOME
PROUD SPONSOR 2023


Belgard.com/HGTVdreamhome

MEGA-ARBEL[®]

PATIO SLAB / 60MM



design tip

 We recommend NOCO™
Polymeric Joint Sand for this
product. See page 88



BELGIAN STONE



RIVER STREET



SMOKEY MOUNTAIN



Variable x 2 3/4

FINISH YOUR SPACE

For a cohesive look, add finishing touches to your space with these products that coordinate with the **Natural Collection**. *Rendered by Belgard Design Studio*

BARRETTE® OUTDOOR LIVING
SANIBEL DECORATIVE SCREEN PANELS
BarretteOutdoorLiving.com

MOISTURESHIELD® ELEVATE™
COMPOSITE DECKING
MoistureShield.com/Elevate

ELEMENTS™
GRILL & DOORS
PAGE 66

LANDINGS™ STEP
PAGE 86

TRU-SCAPES®
PAVER LIGHTS
PAGE 89

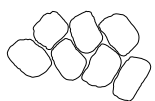
ASHLAR TANDEM™
WALL & CAP
PAGE 52



PERMEABLE
OPTION*with larger joints, proper
base and joint material.*

BELGIAN COBBLE®

PAVER / 60MM



Variable x 2%



MIDNIGHT



MOONLIGHT

design tip

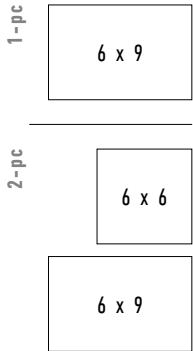



Create a sense of tranquility by enhancing your space with SEAGRASS, one of Belgard's Colors of the Year. **See page 8**





CAMBRIDGE COBBLE[®] PAVER / 60MM



ARCTIC



APPALACHIAN



AVONDALE



COBBLE BLEND



SAVANNAH





DUBLIN COBBLE[®]

PAVER / 60MM



ARCTIC



ARDENNES



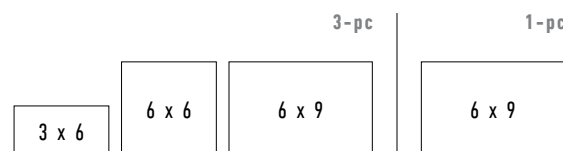
FOSSIL



HATTERAS



SAVANNAH



HOLLAND STONE

PAVER / 60MM

design tip



Illuminate your space to add ambiance, elegance and improved visibility.
See page 89



GUILFORD



SAVANNAH



SLATE

4 x 8





MEGA-BERGERAC[®]

PAVER / 80MM



ARDENNES



FOSSIL

3-pc

4 3/4 x 9 1/2	9 1/2 x 9 1/2	9 1/2 x 14 1/4
---------------	---------------	----------------

FINISH YOUR SPACE

For a cohesive look, add finishing touches to your space with these products that coordinate with the **Heritage Collection**. *Rendered by Belgard Design Studio*

BARRETTE OUTDOOR LIVING®
VINYL PICKET FENCING
BarretteOutdoorLiving.com

MOISTURESHIELD® VISION™
COMPOSITE DECKING
MoistureShield.com/Vision

HIGHLAND STONE
WALL & CAP
PAGE 58

EASTWOOD COPING
PAGE 82

WESTON STONE™
FIRE PIT
PAGE 81



AQUALINE™

PERMEABLE PAVER / 80MM



1-pc

4 ½ x 9

3-pc

4 ½
x
4 ½

4 ½ x 9

9 x 9




ARDENNES



HATTERAS




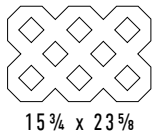
SAVANNAH





TURFSTONE™

GRID PAVER / 80MM



NATURAL





NOON

WOOD FINISH



8 x 48

MIRAGE
Porcelain Design Sustainability



v4
DAYLIGHT
NN 01 ST



v4
EMBER
NN 02 ST



v3
HONEY
NN 03 ST



QUARZITI 2.0

STONE FINISH



24
x
24

MIRAGE
Porcelain Design. Sustainability.



v3  **GLACIER**
QR 01 NAT



v3  **MOUNTAINS**
QR 02 NAT



v3  **WATERFALL**
QR 03 NA





v3  **RIVER**
QR 04 NAT



GENOA

STONE FINISH



12
x
24

24
x
24



BLANCO



CREMA







FOUNDATION™

CONCRETE FINISH



AMBER BEIGE



SCANDINA GRAY

24
x
24

FINISH YOUR SPACE

For a cohesive look, add finishing touches to your space with these products that coordinate with the **Porcelain Collection**. *Rendered by Belgard Design Studio*

BARRETTE OUTDOOR LIVING®
MIXED MATERIAL FENCING
BarretteOutdoorLiving.com



PORCELAIN VENEER
Belgard.com/Veneer

PEBBLETEC®
WATER FEATURES
PebbleTec.com

PEBBLETEC® POOL FINISHES
PebbleTec.com

MOISTURESHIELD® MERIDIAN™
COMPOSITE DECKING
MoistureShield.com/Meridian





METROPOLITAN

48
Melville™ Wall

50
Melville Tandem™

NATURAL

52
Ashlar Tandem™

HERITAGE

54
Castlemanor® Grana

56
Diamond Pro®

58
Highland Stone®

60
Weston Stone™

Belgard wall products are backed by the industry's foremost team of experts in the manufacture, design, installation, and maintenance of wall systems.



freestanding • retaining • garden




WALLS

MELVILLE™

WALL

FREESTANDING / RETAINING WALL



BLUESTONE



HATTERAS



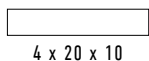
SAVANNAH

design tip



Integrate the cap block throughout the wall for a multi-dimensional look.

H x W x D



4 x 20 x 10



2 x 20 x 13*

*Can be used as cap and/or wall block





MELVILLE TANDEM™

FREESTANDING / RETAINING WALL



DANVILLE



PEWTER

H x W x D



7 x 13³/₁₆ x 2⁵/₈



7 x 15¹⁹/₁₆ x 2⁵/₈



7 x 18⁷/₁₆ x 2⁵/₈



24 x 15 x 3¹/₄
Wall Cap
(W x D x H)

For construction pieces see page 101

HGTV
DREAM HOME
PROUD SPONSOR 2022

Belgard.com/HGTVdreamhome



ASHLAR TANDEM™

FREESTANDING / RETAINING WALL



COORDINATING CAP
AVAILABLE



PEWTER



SHELBY

H x W x D



7 x 13³/₁₆ x 2⁵/₈



7 x 15¹⁹/₁₆ x 2⁵/₈



7 x 18⁷/₁₆ x 2⁵/₈



24 x 15 x 3¹/₄
Wall Cap
(W x D x H)

For construction pieces see page 101



CASTLEMANOR[®]

GRANA

FREESTANDING / RETAINING WALL



COLONIAL



OXFORD

H x W x D



6 x 6 x 10



6 x 12 x 10





6 x 16 x 10



DIAMOND PRO[®]

RETAINING WALL



GRAY



SHEFFIELD



TIMBERLINE

H x W x D

8 x 18 x 12

Pro PS

8 x 18 x 9

Pro 9D

18 x 13 x 3

Cap
(W x D x H)

Corner on page 100



COORDINATING CAP
AVAILABLE

COORDINATING CORNER
AVAILABLE

HIGHLAND STONE®

FREESTANDING / RETAINING WALL



OXFORD



SHEFFIELD



TIMBERLINE

H x W x D



6 x 6 x 9



6 x 12 x 9

Freestanding 2-pc



6 x 18 x 9

Freestanding 1-pc



6 x 17 1/2 x 9

Retaining 1-pc



18 x 13 x 3

Cap
(W x D x H)

See corner on page 100



WESTON STONE™

FREESTANDING / RETAINING WALL



COLONIAL



OXFORD

H x W x D



4 x 8 x 8



4 x 12 x 8

3-pc




4 x 16 x 8



4 x 12 x 8

1-pc





ARTFORMS™ MODULAR PANEL SYSTEM

64

OUTDOOR KITCHENS & FIRE FEATURES

66
Elements™ Appliances
& Accessories

68
Melville™ Series

70
Beaufort™ Series

72
Bordeaux™ Series

74
Bristol™ Series

76
Brighton™ Series

78
Dublin™ Fireplace

80
Flagstone Fire Pit

81
Weston Stone™
Fire Pit

CAPS & COPING

82
Eastwood Coping

83
Westgate Coping
& Cap

CURBS, EDGERS

84
Anglia Edger®

85
Melville™ Curb

STEPS

86
Landings™ Step

PAVER RESTORATION

88

LIGHTING

89

accents • lighting • accessories



CUSTOMIZE YOUR SPACE

HGTV
DREAM HOME
 PROUD SPONSOR 2023
[Beltgard.com/HGTVdreamhome](http://Belgard.com/HGTVdreamhome)


NEW ARTFORMS™
 MODULAR PANEL SYSTEM



6 x 36

18 x 36

Artforms simplifies the design of contemporary outdoor living spaces. This unique modular panel system offers sleek lines and rich color blends to create eye-catching outdoor kitchens and limitless outdoor living features.



VISIT Beltgard.com/Artforms
 FOR MORE INSPIRATION

9 DESIGN IDEAS USING ONLY 2 PALLETS*

Two modular panel sizes can create a myriad of outdoor living solutions, offering quicker install without sacrificing style.



ROCKLAND BLACK



SCANDINA GRAY

design tip



For more project ideas download our Artforms™ Idea Book.

*one size per pallet



ELEMENTS

Outdoor Essentials for Belgard

Complete your project with essential finishing touches designed to work seamlessly with a variety of Belgard products. Elements enhance both beauty and functionality for better outdoor living.



OUTDOOR COOKING



32" Built-in Grill



40" Built-in Grill



Built-in Oven



Single Side Burner



Double Side Burner

design tip



Download our Idea Book for design ideas creating outdoor kitchens and living rooms using Artforms™ and Elements™ Outdoor Essentials.



OUTDOOR KITCHEN STORAGE



Double Access Doors



Double Drawers



Deluxe Compact Refrigerator

OUTDOOR BAR & SINK



Drop-in Sink



Beverage & Prep Station



Farmhouse Sink

OUTDOOR ACCESSORIES



Rotisserie Kit



Infrared Sear Burner



Stainless Steel Smoker Tray



8pc Pizza Oven Accessory Kit



Gas Timer



Grill Liner



Island Vent

FIRE PIT BURNER KITS & INSERTS




Square Gas Burner Kit



Round Gas Burner Kit



Linear Gas Burner Kit



Smoke-less Insert


VISIT Belgard.com/Elements
FOR ADDITIONAL INFORMATION

HGTV
DREAM HOME
PROUD SPONSOR 2023
Belgard.com/HGTVdreamhome



NEW MELVILLE™
SERIES


GRILL ISLAND & FIRE FEATURES



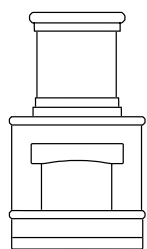
SCANDINA GRAY / MIDNIGHT

PLEASE NOTE: All of our fireplaces and fire pits come standard as wood-burning units. However, our fireplaces and fire pits can be retro-fitted for gas burning log sets and burners. Please contact us for more details at 877-235-4273.

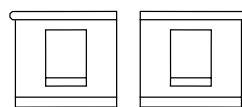
Be sure to check with your local municipality for any codes that may affect your installation. Grill island includes stainless grill and door set. Grill is available in propane or natural gas. Must be specified when placing order.



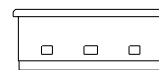
GRILL ISLAND
2'8"D X 5'11"W X 3'5"H
(Grill and doors included)



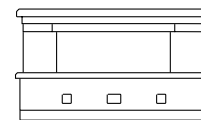
FIREPLACE
2'7"D X 4'3"W X 7'8"H



WOOD BOXES
2'1"D X 3'3"W X 3'1"H EACH
Sold as a pair



LINEAR FIRE TABLE
2'6"D X 5'8"W X 2'5"H



LINEAR FIREPLACE
2'6"D X 7'1"W X 5'4"H



BEAUFORT™ SERIES

GRILL ISLAND & FIRE FEATURES



**Swatches represent product color only, not surface texture.*



SHELBY / BUFF



LONDON GRAY* / MIDNIGHT



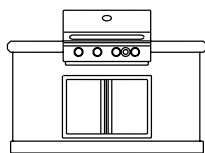
SHELBY / MIDNIGHT



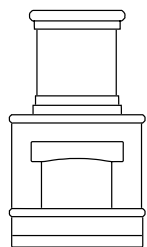
LONDON GRAY* / BUFF

PLEASE NOTE: All of our fireplaces and fire pits come standard as wood-burning units. However, our fireplaces and fire pits can be retro-fitted for gas burning log sets and burners. Please contact us for more details at 877-235-4273.

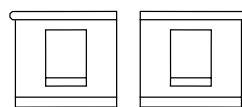
Be sure to check with your local municipality for any codes that may affect your installation. Grill island includes stainless grill and door set. Grill is available in propane or natural gas. Must be specified when placing order.



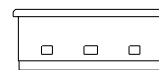
GRILL ISLAND
2'6"D X 5'11"W X 3'5"H
(Grill and doors included)



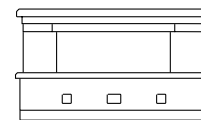
FIREPLACE
2'7"D X 4'3"W X 7'8"H



WOOD BOXES
2'1¼"D X 3'3"W X 3'1"H EACH
Sold as a pair



LINEAR FIRE TABLE
2'11"D X 6'2"W X 2'5"H



LINEAR FIREPLACE
3'6½"D X 7'8"W X 4'5¼"H



BORDEAUX™ SERIES

GRILL ISLAND & FIRE FEATURES



SIENNA / BUFF



PEWTER / MIDNIGHT




SIENNA / MIDNIGHT



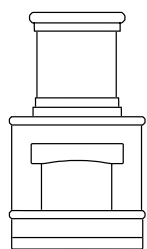
PEWTER / BUFF

PLEASE NOTE: All of our fireplaces and fire pits come standard as wood-burning units. However, our fireplaces and fire pits can be retro-fitted for gas burning log sets and burners. Please contact us for more details at 877-235-4273.

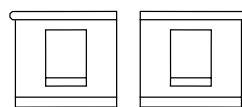
Be sure to check with your local municipality for any codes that may affect your installation. Grill island includes stainless grill and door set. Grill is available in propane or natural gas. Must be specified when placing order.



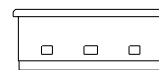
GRILL ISLAND
2'6"D X 5'11"W X 3'5"H
(Grill and doors included)



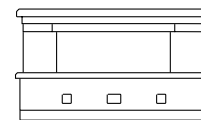
FIREPLACE
2'7"D X 4'3"W X 7'8"H



WOOD BOXES
2'1¼"D X 3'3"W X 3'1"H EACH
Sold as a pair



LINEAR FIRE TABLE
2'11"D X 6'2"W X 2'5"H



LINEAR FIREPLACE
3'6½"D X 7'8"W X 4'5¼"H



BRISTOL™ SERIES

GRILL ISLAND & FIRE FEATURES




GASCONY TAN / ASHBURY HAZE




COTSWOLD MIST / BROOKSTONE SLATE



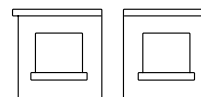
GRILL ISLAND
3'D X 6'4"W X 4'4"H
(Grill and doors included)



FIREPLACE
3'D X 5'5"W X 9'3"H



HEARTH
2'D X 5'W X 11"H




WOOD BOXES
2'4"D X 3'W X 3'3"H EACH
Sold as a pair

PLEASE NOTE: All of our fireplaces and fire pits come standard as wood-burning units. However, our fireplaces and fire pits can be retro-fitted for gas burning log sets and burners. Please contact us for more details at 877-235-4273.

Be sure to check with your local municipality for any codes that may affect your installation. Grill island includes stainless grill and door set. Grill is available in propane or natural gas. Must be specified when placing order.




BRIGHTON™ SERIES FIREPLACE



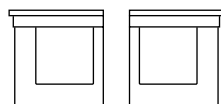
GASCONY TAN / ASHBURY HAZE



COTSWOLD MIST / BROOKSTONE SLATE



FIREPLACE
3'4"D X 4'4"W X 8'4"H



WOOD BOXES
2'4"D X 2'8"W X 2'11"H EACH
Sold as a pair

PLEASE NOTE: All of our fireplaces and fire pits come standard as wood-burning units. However, our fireplaces and fire pits can be retro-fitted for gas burning log sets and burners. Please contact us for more details at 877-235-4273.

Be sure to check with your local municipality for any codes that may affect your installation.



DUBLIN

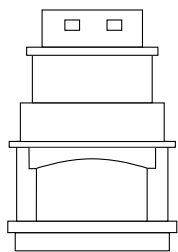
TRADITIONAL FIREPLACE KIT



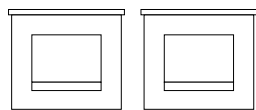
CHESAPEAKE



JAMES RIVER



FIREPLACE
3'4"D X 4'4"W X 8'4"H



WOOD BOXES
2'4"D X 2'8"W X 2'11"H EACH
(Sold separately)



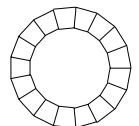


FLAGSTONE

FIRE PIT KIT



ASHLAND



See more information on page 102

WESTON STONE™

FIRE PIT KIT

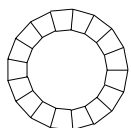
design tip
Upgrade to a smoke-less insert.
See page 66



COLONIAL



OXFORD



See more information on page 102

PLEASE NOTE: All of our fireplaces and fire pits come standard as wood-burning units. However, our fireplaces and fire pits can be retro-fitted for gas burning log sets and burners. Please contact us for more details at 877-235-4273.

Be sure to check with your local municipality for any codes that may affect your installation. Grill island includes stainless grill and door set. Grill is available in propane or natural gas. Must be specified when placing order.




design tip
For more pool design ideas and
inspiration visit PebbleTec.com

EASTWOOD

COPING



CREAM



GRAY



HATTERAS



SLATE

6 x 12

WESTGATE

COPING / CAP



COLONIAL



OXFORD

10 x 12





design tip



Add pathway lights for aesthetics and safety.
See page 89

ANGLIA EDGER[®]

EDGER



COTSWOLD MIST



GASCONY TAN

5 1/4 x 7 5/8

5 1/4 x 10

5 1/4 x 15 5/8

5 1/4 x 17 3/4

MELVILLE™


CURB



BLUESTONE



HATTERAS





SAVANNAH

4 x 24

LANDINGS™

STEP UNIT



6 x 48 x 18



BLUE IRON



BROWN




DESERT TAN



MOONLIGHT

HGTV
DREAM HOME
PROUD SPONSOR 2022

See in multiple Dream Homes at
Belgard.com/HGTVdreamhome





INSTALLATION, RESTORATION & PROTECTION

VISIT Techniseal.com
FOR MORE INFORMATION



JOINTING PRODUCTS



The smart choice for everyday installations



High-performance, the only real no haze, no dust alternative



No compaction – true alternative to mortar, stone dust and polymeric stone dust



Multi-weather jointing compound

STAIN REMOVERS



Organic stain remover



Paint, tar & rubber stain remover



Rust stain remover



Dirt & grease stain remover



Pro-grade oil & grease remover

CLEANERS



Paver restorer removes haze created by some polymeric sands



Paver Prep dislodges efflorescence and ground-in dirt

SEALERS



Natural color with matte finish



Enhanced color with matte finish



Natural color with satin finish



Enhanced color with gloss finish


ADHESIVES



Hardscape foam adhesive



Vertical hardscape adhesive




Edging, Spacers & Panel Base System



Fortified hardscape concrete edging



Dry mudset for concrete overlays



Enhanced with Color Boost

HARDSCAPE & LANDSCAPE LIGHTING SOLUTIONS

PAVER LIGHTS *for Walkways*

Available in black or modern gray finish



6", 8" & 9" Paver Lights




Gray finish utilizes a white bulb

HARDSCAPE LIGHTS *for Steps & Walls*

Available in black, bronze or modern gray finish



7" Hardscape Light



NEW Color Changing Bulb Option
Also available in other select products

ACCENT/SPOT LIGHTS *for Plants, Trees, Houses & Landscape Features*

Available in black or bronze finish



Traditional Accent Light



High Power Accent Light



Wall Wash Light

LOW VOLTAGE PATHWAY LIGHTS *for Pathways, Patio Edges & Flower Beds*

Available in black or bronze finish



Traditional Path Light



Classic Path Light



Modern Path Light

PILLAR LIGHTS *for Pillars & Columns*



Traditional Pillar Light




Modern Pillar Light



Noble Pillar Light
Color changing bulb available

VISIT Belgard.com/Lighting
FOR MORE INFORMATION



TOP: Aqualine®, Ashlar Tandem™ Wall and fire pit, and Landings™ Step

MIDDLE: Origins™ 6 with Dimensions™ 3 x 9 Accent

BOTTOM: Mega-Arbel® Patio Slab, Dimensions™ 12, Dimensions™ 6 border and Castlemanor® Grana wall



DESIGN

ideas & **INSPIRATION**



LEFT: *Origins™ 12 with Origins™ Accent border in 6 x 6 and Ashlar Tandem™ grill island*



ABOVE: Origins™ 12, Origins™ Accent border in 6 x 6 and Ashlar Tandem™ wall, seat wall, columns and fire pit

TOP LEFT: Origins™ 6 with Origins™ Accent rug detail in 3 x 9, Dimensions™ 12 and Landings™ Step

BOTTOM LEFT: Origins™ 12, Origins™ Accent border in 6 x 6 and Ashlar Tandem™ wall and columns

TOP RIGHT: Holland Stone, Weston Stone™ wall and fire pit

BOTTOM RIGHT: Dimensions™ 12 with Origins™ 6 and Accent 3 x 9 borders and Melville™ Wall

design tip




Create a sense of tranquility by enhancing your space with TIDEPOOL, one of Belgard's Colors of the Year. **See page 8**



INSPIRATION GALLERY

Browse images by project type and save or share your favorites.

[Beldgard.com/Inspiration](https://Belgard.com/Inspiration)





ABOVE: Quartziti 2.0 Porcelain Paver and Ashlar Tandem™ wall

RIGHT: Cambridge Cobble®

RIGHT TOP: Origins™ 12, Highland Stone® Freestanding Wall





RIGHT BOTTOM: Belgian Cobble® and Ashlar Tandem™ wall









PAVERS

PALLET INFORMATION / ESTIMATING CHART

AQUALINE™ SERIES		SQFT/ PALLET	SQFT/ LAYER	LAYER/ PALLET	UNITS/ PALLET	UNITS/ LAYER	LNFT/PALLET (SOLDIER)	LNFT/PALLET (SAILOR)	UNITS/ SQFT	WEIGHT/ LAYER	WEIGHT/ PALLET	
3-PIECE		4½ x 4½ x 3⅞	20.30	2.538	-	144	18	-	-	7.11	-	-
		4½ x 9 x 3⅞	47.21	5.901	-	168	21	-	-	3.56	-	-
		9 x 9 x 3⅞	22.48	2.81	-	40	5	-	-	1.77	-	-
TOTAL		90	11.25	8	352	44	-	-	-	393.75	3150	
		4½ x 9 x 3⅞	90	11.25	8	320	40	120	240	3.56	388.13	3105

BELGIAN COBBLE®		SQFT/ BAG	SQFT/ LAYER	LAYER/ PALLET	UNITS/ PALLET	UNITS/ LAYER	LNFT/PALLET (SOLDIER)	LNFT/PALLET (SAILOR)	UNITS/ SQFT	WEIGHT/ LAYER	WEIGHT/ BAG
MULT-PIECE		Variable x 2⅜	68	-	-	-	-	-	-	-	1640

CAMBRIDGE COBBLE®		SQFT/ PALLET	SQFT/ LAYER	LAYER/ PALLET	UNITS/ PALLET	UNITS/ LAYER	LNFT/PALLET (SOLDIER)	LNFT/PALLET (SAILOR)	UNITS/ SQFT	WEIGHT/ LAYER	WEIGHT/ PALLET	
2-PIECE		6 x 9 x 2⅜	85.5	7.125	-	228	19	-	-	2.67	-	-
		6 x 6 x 2⅜	27	2.25	-	108	9	-	-	4	-	-
TOTAL		112.5	9.375	12	336	-	-	-	-	239	2868	
		6 x 9 x 2⅜	112.5	11.25	10	300	30	150	225	2.67	297	2970













Cambridge 2pc sourced from our Greensboro and Cowpens production facilities are 112.5 SqFt per pallet.




Cambridge 2pc sourced from our Holly Hill production facility is packaged 108 SqFt per pallet and 12 SqFt per layer.

*** All Cambridge 2pc in the color Arctic is packaged 108 SqFt per pallet and 12 SqFt per layer ***

PAVERS


PALLET INFORMATION / ESTIMATING CHART



DIMENSIONS™		SQFT/ PALLET	SQFT/ LAYER	LAYER/ PALLET	UNITS/ PALLET	WEIGHT/ PALLET
6	 3 x 6 x 2 ³ / ₈	120.0	12.0	10	160	3180
	 6 x 6 x 2 ³ / ₈				160	
	 6 x 9 x 2 ³ / ₈				160	
12	 6 x 12 x 2 ³ / ₈	120.0	12.0	10	40	3180
	 12 x 12 x 2 ³ / ₈				40	
	 12 x 18 x 2 ³ / ₈				40	
18	 9 x 18 x 2 ³ / ₈	112.5	11.3	10	20	2981.3
	 18 x 18 x 2 ³ / ₈				10	
	 18 x 27 x 2 ³ / ₈				20	
ACCENT 3 X 3	 3 x 3 x 2 ³ / ₈	96.25	9.62	10	1540	2550.6
ACCENT 3 X 9	 3 x 9 x 2 ³ / ₈	103.1	10.3	10	550	2732.9
ACCENT 6 X 6	 6 x 6 x 2 ³ / ₈	120.0	12.0	10	480	3180


DUBLIN COBBLE®		SQFT/ PALLET	SQFT/ LAYER	LAYER/ PALLET	UNITS/ PALLET	UNITS/ LAYER	LNFT/PALLET (SOLDIER)	LNFT/PALLET (SAILOR)	UNITS/ SQFT	WEIGHT/ LAYER	WEIGHT/ PALLET
3-PIECE	 6 x 9 x 2 ³ / ₈	64.35	5.85	-	176	16	-	-	2.67	-	-
	 6 x 6 x 2 ³ / ₈	42.57	3.87	-	176	16	-	-	4	-	-
	 3 x 6 x 2 ³ / ₈	20.79	1.89	-	176	16	-	-	8	-	-
TOTAL		128	11.6	11	528	48	-	-	-	313.2	3445
6 X 9 ACCENT	 6 x 9 x 2 ³ / ₈	112.5	11.25	10	300	30	150	225	2.67	297	2970

PAVERS


PALLET INFORMATION / ESTIMATING CHART




■ FOUNDATIONS PORCELAIN PAVER		SQFT/ PALLET	SQFT/ BOX	BOXES/ PALLET	UNITS/ BOX	UNITS/ LAYER	LNFT/PALLET (SOLDIER)	LNFT/PALLET (SAILOR)	UNITS/ SQFT	WEIGHT/ LAYER	WEIGHT/ PALLET
	24 x 24 x 3/4	275.04	7.64	36	2	-	-	-	-	-	2533.8


■ GENOA PORCELAIN PAVER		SQFT/ PALLET	SQFT/ BOX	BOXES/ PALLET	UNITS/ BOX	UNITS/ LAYER	LNFT/PALLET (SOLDIER)	LNFT/PALLET (SAILOR)	UNITS/ SQFT	WEIGHT/ LAYER	WEIGHT/ PALLET
	11.73 x 23.54 x 3/4	303.6	7.59	40	4	-	-	-	-	-	2807
	24 x 24 x 3/4	275.04	7.64	36	2	-	-	-	-	-	2533.8

■ HOLLAND STONE		SQFT/ PALLET	SQFT/ LAYER	LAYER/ PALLET	UNITS/ PALLET	UNITS/ LAYER	LNFT/PALLET (SOLDIER)	LNFT/PALLET (SAILOR)	UNITS/ SQFT	WEIGHT/ LAYER	WEIGHT/ PALLET
	4 x 8 x 2 3/8	120	12	10	540	54	180	360	4.65	312	3120

Holland Stone sourced from our Holly Hill production facility is packaged 120 SqFt per pallet, 9 layers per pallet and 13.33 SqFt per layer. 80mm Holland Stone is available upon special order. Please contact your local Belgard Representative for availability and lead times.













■ MEGA-ARBEL® PATIO SLAB		SQFT/ PALLET	SQFT/ LAYER	LAYER/ PALLET	UNITS/ PALLET	UNITS/ LAYER	LNFT/PALLET (SOLDIER)	LNFT/PALLET (SAILOR)	UNITS/ SQFT	WEIGHT/ LAYER	WEIGHT/ PALLET
	15 3/8 x 21 x 2 3/8	104.4	8.7	12	72	6	-	-	0.7	243.75	2925


■ MEGA-BERGERAC®		SQFT/ PALLET	SQFT/ LAYER	LAYER/ PALLET	UNITS/ PALLET	UNITS/ LAYER	LNFT/PALLET (SOLDIER)	LNFT/PALLET (SAILOR)	UNITS/ SQFT	WEIGHT/ LAYER	WEIGHT/ PALLET
3-PIECE		50.22	5.58	-	54	6	-	-	1.08	-	-
		33.48	3.72	-	54	6	-	-	1.61	-	-
		13.95	1.55	-	45	5	-	-	3.21	-	-
TOTAL		98	10.85	9	153	17	-	-	-	380	3420


■ NOON PORCELAIN PAVER		SQFT/ PALLET	SQFT/ BOX	BOXES/ PALLET	UNITS/ BOX	UNITS/ LAYER	LNFT/PALLET (SOLDIER)	LNFT/PALLET (SAILOR)	UNITS/ SQFT	WEIGHT/ LAYER	WEIGHT/ PALLET
	8 x 48 x 3/4	151.8	5.06	30	2	-	-	-	-	-	1380

PAVERS

PALLET INFORMATION / ESTIMATING CHART

ORIGINS		SQFT/ PALLET	SQFT/ LAYER	LAYER/ PALLET	UNITS/ PALLET	WEIGHT/ PALLET
6	 3 x 6 x 2 ³ / ₈	120.0	12.0	10	160	3180
	 6 x 6 x 2 ³ / ₈				160	
	 6 x 9 x 2 ³ / ₈				160	
12	 6 x 12 x 2 ³ / ₈	120.0	12.0	10	40	3180
	 12 x 12 x 2 ³ / ₈				40	
	 12 x 18 x 2 ³ / ₈				40	
18	 9 x 18 x 2 ³ / ₈	112.5	11.25	10	20	2981.13
	 18 x 18 x 2 ³ / ₈				10	
	 18 x 27 x 2 ³ / ₈				20	
ACCENT 3 X 3	 3 x 3 x 2 ³ / ₈	96.25	9.62	10	1540	2550.6
ACCENT 3 X 9	 3 x 9 x 2 ³ / ₈	103.1	10.3	10	550	2732.9
ACCENT 6 X 6	 6 x 6 x 2 ³ / ₈	120.0	12.0	10	480	3180





TURFSTONE™		SQFT/ PALLET	SQFT/ LAYER	LAYER/ PALLET	UNITS/ PALLET	UNITS/ LAYER	LNFT/PALLET (SOLDIER)	LNFT/PALLET (SAILOR)	UNITS/ SQFT	WEIGHT/ LAYER	WEIGHT/ PALLET
	15 ³ / ₈ x 23 ⁵ / ₈ x 3 ¹ / ₈	128	12.8	10	50	5	-	-	0.39	300	3000







QUARZITI PORCELAIN PAVER		SQFT/ PALLET	SQFT/ BOX	BOXES/ PALLET	UNITS/ BOX	UNITS/ LAYER	LNFT/PALLET (SOLDIER)	LNFT/PALLET (SAILOR)	UNITS/ SQFT	WEIGHT/ LAYER	WEIGHT/ PALLET
	24 x 24 x ³ / ₄	232.5	7.75	30	2	-	-	-	-	-	2160



WALLS

PALLET INFORMATION / ESTIMATING CHART

CASTLEMANOR GRANA			SQFT/ PALLET	SQFT/ LAYER	LAYER/ PALLET	UNITS/ PALLET	UNITS/ LAYER	UNITS/ SQFT	WEIGHT/ LAYER	WEIGHT/ PALLET
		6 x 16 / 14 x 10	15.625	3.125	-	25	5	1.5	-	-
		6 x 12 / 10 x 10	11.45	2.29	-	25	5	2	-	-
		6 x 6 / 4 x 10	5.25	1.05	-	25	5	4	-	-
TOTAL			32.3	6.46	5	75	15	-	686.2	3431





DIAMOND PRO®			SQFT/ PALLET	SQFT/ LAYER	LAYER/ PALLET	UNITS/ PALLET	UNITS/ LAYER	UNITS/ SQFT	WEIGHT/ LAYER	WEIGHT/ PALLET
PRO 9D		8 x 18 x 9	48	12	4	48	12	1	240	2880
PS		8 x 18 x 12	45	9	5	45	9	1	733.4	3667
CORNER		8 x 18 x 8	-	-	5	50	10	-	1050	5250
CAP		4 x 18 x 12	-	-	7	56	8	-	544	3808




HIGHLAND STONE®			SQFT PALLET	SQFT/ LAYER	LAYER/ PALLET	UNITS/ PALLET	UNITS/ LAYER	UNITS/ SQFT	WEIGHT/ LAYER	WEIGHT/ PALLET
FREESTANDING 2-PC		6 x 6/4 x 9	8.32	2.08	-	40	10	.208	-	-
		6 x 12/10 x 9	18.32	4.58	-	40	10	.458	-	-
TOTAL			26.8	6.7	4	80	20	-	687.5	2750
1-PC		6 x 18/16 x 9	35.5	7.1	5	50	10	1.411	710	3550
RETAINING		6 x 18 x 9	44.5	8.9	5	60	12	1.35	660	3300
CORNER		6 x 18 x 9	-	-	5	50	10	-	525	4000
CAP		3 x 17.25 / 10.38 x 9	92.08 LNFT	10 LNFT	10	80	8	1.151 LNFT	280	1473.28

MELVILLE WALL			SQFT/ PALLET	SQFT/ LAYER	LAYER/ PALLET	UNITS/ PALLET	UNITS/ LAYER	UNITS/ SQFT	WEIGHT/ UNIT	WEIGHT/ LAYER	WEIGHT/ PALLET
		4 x 20 x 10	26.9	4.483	6	48	8	.55	-	496	2976
CAP		2 x 20 x 13	100 (LNFT)	-	10	60	6	0.6 (LNFT)	-	246	2460

WALLS

PALLET INFORMATION / ESTIMATING CHART

ASHLAR TANDEM™			SQFT/ PALLET	SQFT/ LAYER	LAYER/ PALLET	UNITS/ PALLET	UNITS/ LAYER	UNITS/ SQFT	WEIGHT/ LAYER	WEIGHT/ PALLET
UNIT 1		7 x 13 $\frac{3}{8}$ x 3	19.2	-	-	30	5	1.56	-	-
UNIT 2		7 x 15 $\frac{3}{8}$ x 3	23.1	-	-	30	5	1.3	-	-
UNIT 3		7 x 18 $\frac{1}{2}$ x 3	27	-	-	30	5	1.1	-	-
TOTAL			70	11.7	6	90	15	-	347	2082
COLUMN UNIT		7 x 18 $\frac{1}{2}$ x 3	45	9	5	45	9	2 Columns/ Pallet	461.2	2306

MELVILLE TANDEM™			SQFT/ PALLET	SQFT/ LAYER	LAYER/ PALLET	UNITS/ PALLET	UNITS/ LAYER	UNITS/ SQFT	WEIGHT/ LAYER	WEIGHT/ PALLET
UNIT 1		7 x 13 $\frac{3}{8}$ x 3	19.2	-	-	30	5	1.56	-	-
UNIT 2		7 x 15 $\frac{3}{8}$ x 3	23.1	-	-	30	5	1.3	-	-
UNIT 3		7 x 18 $\frac{1}{2}$ x 3	27	-	-	30	5	1.1	-	-
TOTAL			70	11.7	6	90	15	-	347	2082

TANDEM COLUMN KIT

1 Column Cage Frame

1 Bag of Connectors

Veneer

TANDEM
COLUMN UNIT*COLUMN GRID
HEIGHT 42"

CONNECTOR

TANDEM WALL
COLUMN CAP

Ashlar Tandem

24 x 24 x 3 $\frac{1}{4}$
(Sold Separately)

TANDEM MODULAR GRID

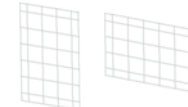
1 Grid Piece



25 Veneer

10 Loop Clamps
& ScrewsASHLAR TANDEM
UNITS

MODULAR GRID

CONNECTOR

42 x 28 $\frac{3}{8}$
Vertical or Horizontal Application

TANDEM® WALL SYSTEM			SQFT/ PALLET	SQFT/ LAYER	LAYER/ PALLET	UNITS/ PALLET	UNITS/ LAYER	UNITS/ SQFT	WEIGHT/ LAYER	WEIGHT/ PALLET
CAP		15 x 24 x 3 $\frac{1}{4}$	-	-	5	32	16	-	598	2990
MODULAR BLOCK		7 $\frac{1}{16}$ x 7 $\frac{7}{8}$ x 7 $\frac{7}{8}$	48.64	12.16	4	128	32	2.6	704	2816


WALLS


PALLET INFORMATION / ESTIMATING CHART

WESTON STONE			SQFT/ PALLET	SQFT/ LAYER	LAYER/ PALLET	UNITS/ PALLET	UNITS/ LAYER	UNITS/ SQFT	WEIGHT/ LAYER	WEIGHT/ PALLET
3-PIECE		4 x 16 / 13 x 8	18.9	2.7	42	-	6	2.22	-	-
		4 x 12 / 9 x 8	13.86	1.98	42	-	6	3.03	-	-
		4 x 8 / 5 x 8	9.24	1.32	42	-	6	4.55	-	-
TOTAL			42	6	126	7	18	-	480	3276
UNIVERSAL		4 X 12 X 8	39.96	6.66	120	6	20	3.003	560	3360

FIRE FEATURES



PALLET INFORMATION / ESTIMATING CHART

FLAGSTONE FIRE PIT			HEIGHT	OUTSIDE DIAMETER	RING INCLUDED	UNITS/ PALLET	UNITS/ LAYER	UNITS/ SQFT	WEIGHT/ UNIT	WEIGHT/ LAYER	WEIGHT/ PALLET
KIT			12	Approximately 44"	Yes	-	-	-	-	-	860 with insert

WESTON STONE™ FIRE PIT			HEIGHT	OUTSIDE DIAMETER	RING INCLUDED	UNITS/ PALLET	UNITS/ LAYER	UNITS/ SQFT	WEIGHT/ UNIT	WEIGHT/ LAYER	WEIGHT/ PALLET
KIT			16	Approximately 55"	Yes	-	-	-	-	-	1525 with insert










ARTFORMS

PALLET INFORMATION / ESTIMATING CHART

ARTFORMS™			SQFT/ PALLET	SQFT/ LAYER	LAYER/ PALLET	UNITS/ PALLET	UNITS/ LAYER	UNITS/ SQFT	WEIGHT/ UNIT	WEIGHT/ LAYER	WEIGHT/ PALLET
OPEN END		3 x 18 x 36	4.5	-	-	9	-	-	148	-	-
CLOSE END		3 x 18 x 36	4.5	-	-	9	-	-	150	-	-
TOTAL			81	9	9	18	2	-	-	305	2745
OPEN END		3 x 6 x 36	1.5	-	-	3	-	-	49	-	-
CLOSE END		3 x 6 x 36	1.5	-	-	18	-	-	49	-	-
TOTAL			31.5	10.5	3	21	7	-	-	365	1095

ACCESSORIES

PALLET INFORMATION / ESTIMATING CHART

MELVILLE CURB			SQFT/ PALLET	SQFT/ LAYER	LAYER/ PALLET	UNITS/ PALLET	UNITS/ LAYER	LNFT/PALLET (SOLDIER)	LNFT/PALLET (SAILOR)	UNITS/ LNFT	WEIGHT/ LAYER	WEIGHT/ PALLET
60MM		4 x 24 x 6½	-	-	4	48	12	-	96	0.5	650	2600
ANGLIA EDGER®			SQFT/ PALLET	SQFT/ LAYER	LAYER/ PALLET	UNITS/ PALLET	UNITS/ LAYER	LNFT/PALLET (SOLDIER)	LNFT/PALLET (SAILOR)	UNITS/ SQFT	WEIGHT/ LAYER	WEIGHT/ PALLET
CURB UNITS		8 x 7¾ x 4½	7.5	2.5	-	12	4	-	-	1.6	-	-
		8 x 10½ x 4½	9.996	3.332	-	12	4	-	-	1.2	-	-
		8 x 15½ x 4½	15.504	5.168	-	12	4	-	-	0.774	-	-
		8 x 17¾ x 4½	34.992	11.664	-	24	8	-	-	0.686	-	-
TOTAL			69.75	22.667	3	60	-	-	-	-	838.333	2515
LANDINGS STEP			SQFT/ PALLET	SQFT/ LAYER	LAYER/ PALLET	UNITS/ PALLET	UNITS/ LAYER	LNFT/PALLET (SOLDIER)	LNFT/PALLET (SAILOR)	UNITS/ SQFT	WEIGHT/ UNIT	WEIGHT/ PALLET
		6 x 48 x 18	-	-	-	6	-	-	-	-	460	2760
EASTWOOD COPING			SQFT/ PALLET	SQFT/ LAYER	LAYER/ PALLET	UNITS/ PALLET	UNITS/ LAYER	LNFT/PALLET (SOLDIER)	LNFT/PALLET (SAILOR)	UNITS/ SQFT	WEIGHT/ LAYER	WEIGHT/ PALLET
		6 x 12 x 2¾	-	-	4	168	42	-	84	-	630	2520
U START™ BASE BLOCK			SQFT/ PALLET	SQFT/ LAYER	LAYER/ PALLET	UNITS/ PALLET	UNITS/ LAYER	LNFT/PALLET (SOLDIER)	LNFT/PALLET (SAILOR)	UNITS/ SQFT	WEIGHT/ LAYER	WEIGHT/ PALLET
		12 x 16½ x 3½	-	11 (LNFT)	7	56	8	-	-	-	730	2870
WESTGATE CAP			SQFT/ PALLET	SQFT/ LAYER	LAYER/ PALLET	UNITS/ PALLET	UNITS/ LAYER	LNFT/PALLET (SOLDIER)	LNFT/PALLET (SAILOR)	UNITS/ SQFT	WEIGHT/ LAYER	WEIGHT/ PALLET
		2¾ x 10 x 12	-	-	5	80	16	-	-	-	352	1760

RESOURCES

We offer an array of resources to help plan and design an outdoor living addition.



PROJECT GUIDE

Everything you need to know about planning an outdoor living project.



DIGITAL CATALOG

Download or share a digital version of this catalog.



RESOURCE GUIDE

Installation tips, laying guides and estimating tools for contractors.



BELGARD.COM

Visit our site for more ideas and inspiration.

PEACE OF MIND, GUARANTEED

LIFETIME TRANSFERABLE LIMITED WARRANTY

Oldcastle® APG, Inc. ("Belgard") is proud to inform you that all of our interlocking concrete paver and retaining walls ("Products") meet and/or exceed the requirements of ASTM C-936 and ASTM C-1372. Belgard® guarantees its Products against these standards for the lifetime of the Product defined by ICPI. This guarantee does not apply to splitting, chipping or other breakage that could be caused by impact, abrasion or overloading. This warranty is transferable. The original proof of purchase is required.

This warranty is only valid if the material is installed under the guidelines of the ICPI (www.ICPI.org), The NCMA (www.ncma.org) or the Belgard Installation Guideline Manual. Improper installation voids this warranty. This warranty is for residential applications only and does not apply to commercial applications. It is recommended that the job be installed by a Belgard Contractor Program participant who guarantees their workmanship for a minimum of 3 years from the date of install. For warranty service, contact Belgard at 1-877-BELGARD. A service representative will investigate your claim within 10 business days. If the Belgard product fails to meet the specifications, Belgard will replace the defective product at no charge. Color matching cannot be guaranteed. Belgard will not be responsible for any replacement labor, consequential damages or incidental damages. This warranty gives you specific legal rights, and you may also have other rights which vary from state to state. Some states do not allow for the exclusion or limitation of incidental or consequential damages, so the above limitation or exclusion may not apply to you.

For specific information regarding warranty coverage and exclusions in regards to the Elements and Porcelain Paver products, please visit: Belgard.com/Warranty.

QUALITY TO THE CORE

With Belgard, you get the nation's leading pavers and landscape walls backed by the foremost experts in the industry.

BELGARD.COM

© Copyright 2023 Oldcastle APG, Inc. All Rights Reserved. BEL22-D-13100

PICTURED ON THE COVER: BAREFOOT LAWN CARE ORIGINS™ 12 WITH ORIGINS™ ACCENT BORDER IN 6 X 6, ASHLAR TANDEM™ WALL, FIRE PIT, SEAT WALL AND COLUMNS AND TRU-SCAPES® HARDSCAPE LIGHTS